

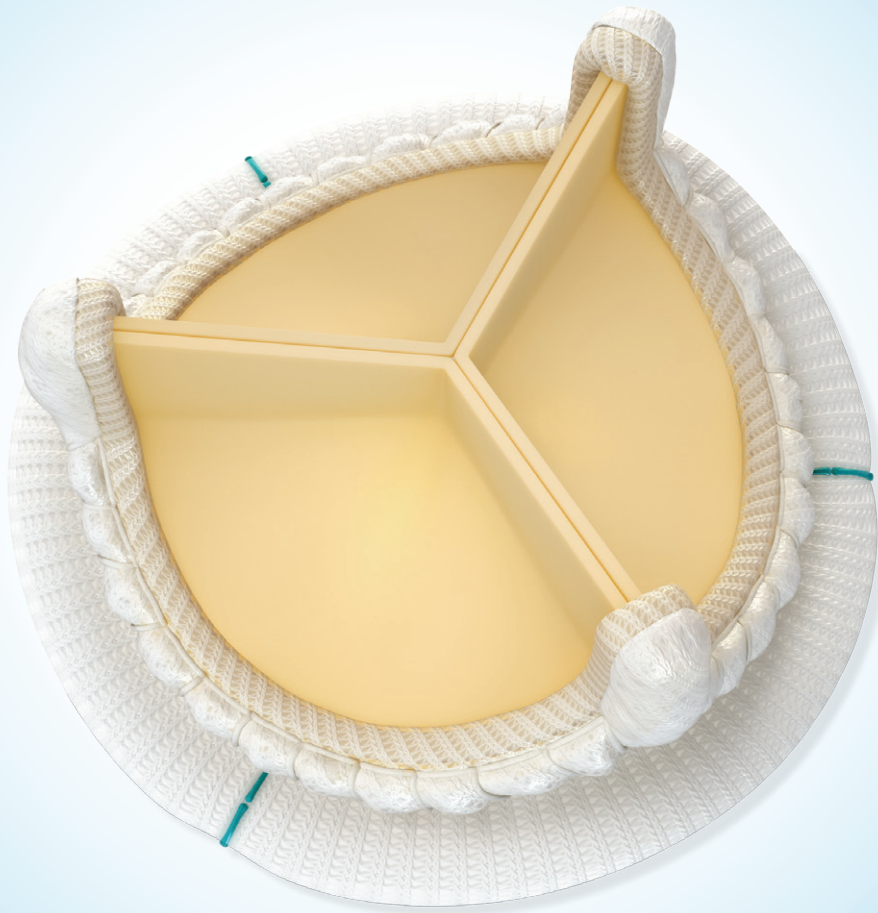
Avalus™
Bioprosthesis



PROVEN
PLUS.

With more than 40 years of heart valve innovations, we took proven valve design concepts and adapted them for excellent implantability for you and performance for your patients.


Medtronic
Further, Together



INTRODUCING
THE AVALUS™
AORTIC VALVE
BY MEDTRONIC.

YOU WANT THE VERY BEST FOR YOUR PATIENTS. SO DO WE.

We designed the next generation bovine pericardial valve for better overall performance, improved implant experience, and a contemporary design to facilitate future valve-in-valve (ViV).

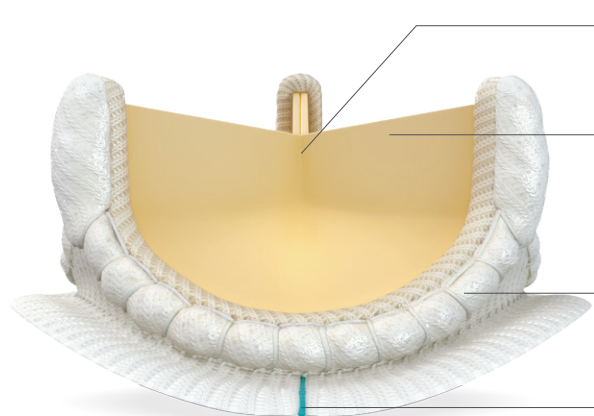


Interior-mounted leaflets minimize damaging contact with the frame — a design platform for long-term durability.



AOA™ tissue treatment* to mitigate calcification — over 20 years of clinical use on the Medtronic surgical tissue valve portfolio.^{1,2}

PROVEN



- Supra-annular design to enhance hemodynamics³
- Three laser cut bovine pericardial leaflets matched for thickness and deflection to provide consistent performance
- Two-part polymer frame minimizes stress zones on leaflets
- Sewing markers facilitate suture placement and valve orientation

*No clinical data is available which evaluates the long-term impact of AOA treatment in patients.

PLUS

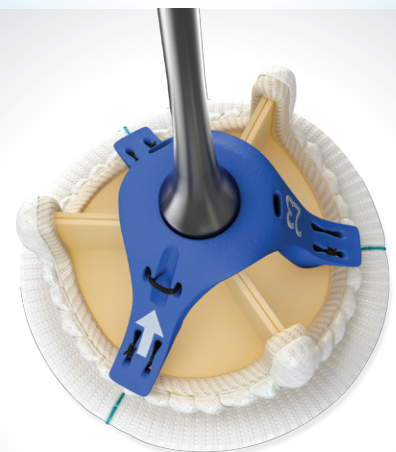



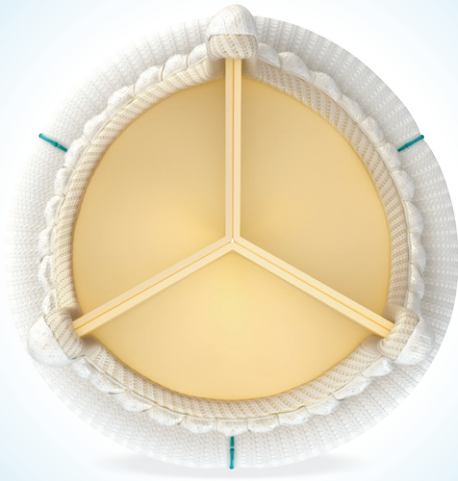
Polyetheretherketone (PEEK) polymer stent provides strength and flexibility, and offers resistance to permanent deformation.

Ease of Implant for You



- Soft and pliable sewing cuff facilitates needle penetration, suture placement, and valve seating for an improved implant experience
- Lower valve profile and narrow commissure posts expand ostia clearance and give you more space for knot tying
- Streamlined valve holder improves visibility in both standard and minimally invasive approaches
- Simple one-cut release





Designed to achieve 100% coaptation and minimize central regurgitation.



Flexible support frame with firm base designed to maintain circularity and consistent hemodynamic performance.

Performance and Lifetime Management for Your Patients

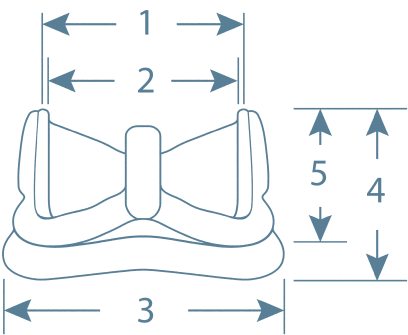


- Valve dimensions and geometry enable future ViV replacements
- PEEK base frame impregnated with barium sulfate provides for radiopacity and visibility
- Polymer frame mitigates the risk of potential metal on metal corrosion with transcatheter stent materials
- MRI Safe in all MR environments without conditions



Ordering and Specifications

Avalus Valve Order Number	Valve Size	Stent Diameter (TAD)	Internal Orifice Diameter	External Sewing Ring Diameter	Valve Profile Height	Aortic Protrusion
		(1)	(2)	(3)	(4)	(5)
40019	19 mm	19 mm	17.5 mm	27.0 mm	13.0 mm	11.0 mm
40021	21 mm	21 mm	19.5 mm	29.0 mm	14.0 mm	12.0 mm
40023	23 mm	23 mm	21.5 mm	31.0 mm	15.0 mm	13.0 mm
40025	25 mm	25 mm	23.5 mm	33.0 mm	16.0 mm	14.0 mm
40027	27 mm	27 mm	25.5 mm	36.0 mm	17.0 mm	15.0 mm



TAD – Tissue Annulus Diameter

Accessories

Order Number	Description
7420	Valve Handle
7400S	Avalus Sizers
T7400	Tray, Accessory, Avalus

References

1. Medtronic Freestyle® Aortic Root Bioprosthesis was first implanted clinically in August 1992. Freestyle Aortic Root Bioprosthesis 15-Year Clinical Compendium. ©2016 Medtronic.
2. Jamieson WR, Riess FC, Raudkivi PJ, et al. Medtronic Mosaic porcine bioprosthesis: assessment of 12-year performance. *J Thorac Cardiovasc Surg.* August 2011;142(2):302-7.
3. Ruzicka DJ, Hettich I, Hutter A, et al. The complete supraannular concept. *Circulation* 2009;120[suppl 1]:S139-S145.

For a listing of indications, contraindications, precautions, warnings, and potential adverse events, please refer to the Instructions for Use.

